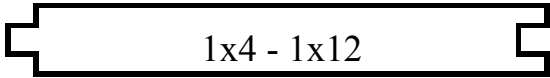
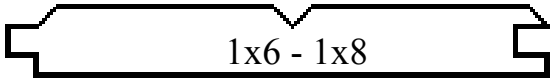




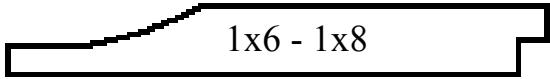
## Southern Yellow Pine Patterns



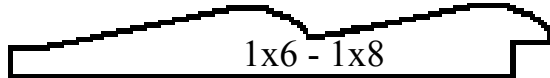
1x4 - 1x12  
Centermatch



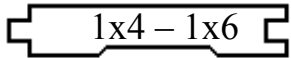
1x6 - 1x8  
116 Car Siding



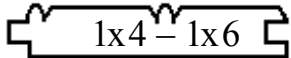
1x6 - 1x8  
105



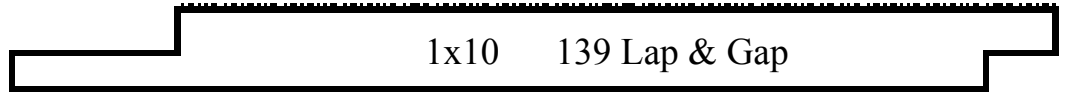
1x6 - 1x8  
117



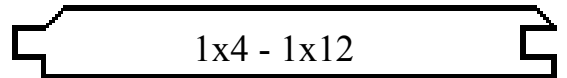
1x4 - 1x6  
Flooring



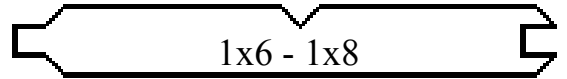
1x4 - 1x6  
Beaded Ceiling  
(5/8 or 3/4)



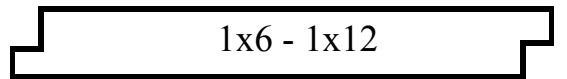
1x10 139 Lap & Gap



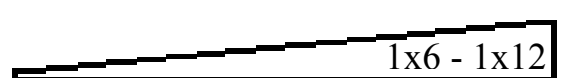
1x4 - 1x12  
122 V-Joint Centermatch



1x6 - 1x8  
Reversible 122 / 116



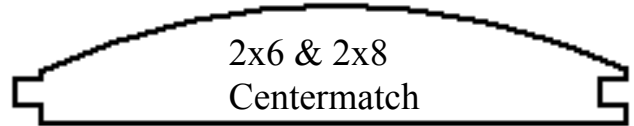
1x6 - 1x12  
Ship Lap



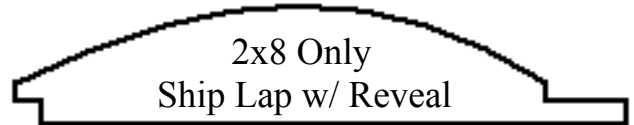
1x6 - 1x12  
Bevel

These patterns are readily available in both D grade and #2 SYP. Custom patterns can be milled to your specifications. If you do not see what you are looking for here, please send us a drawing with dimensions so we can quote your custom job.

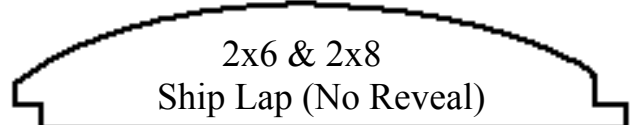
### Log Cabin Siding



2x6 & 2x8  
Centermatch



2x8 Only  
Ship Lap w/ Reveal



2x6 & 2x8  
Ship Lap (No Reveal)